

Nestfully App


Quick Reference Guide

Table of Contents

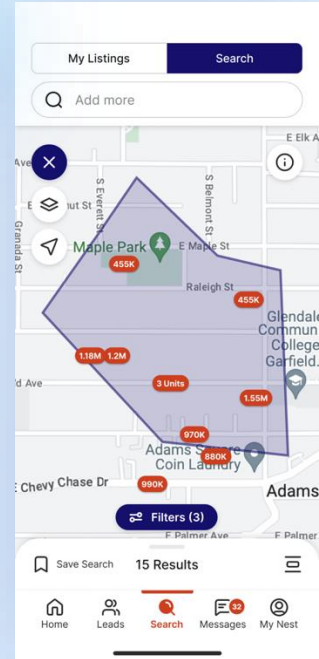
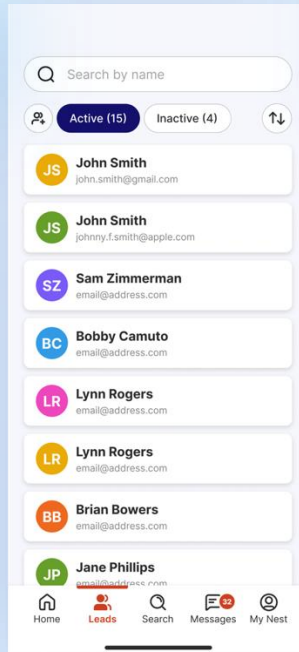
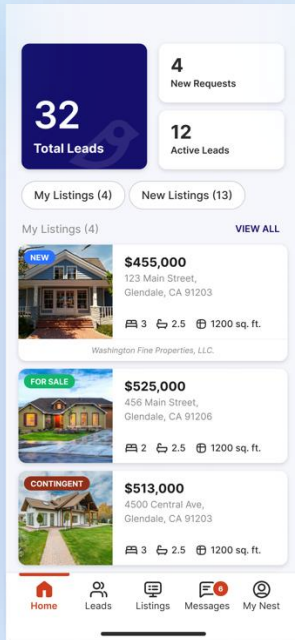
App navigation	2
Agent account	3
<ul style="list-style-type: none">• How to download app• Create an agent account• Sign in• Reset password	
Agent Dashboard	6
Leads	7
<ul style="list-style-type: none">• Invite contacts• Manage leads	
Search	9
<ul style="list-style-type: none">• My listings• Map view• List view• Search filters• Save search• Listing details	
In-app messaging	14
My Nest settings	15

App navigation

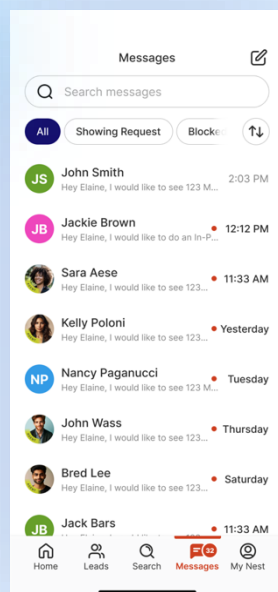
The bottom menu bar will follow you around the app.



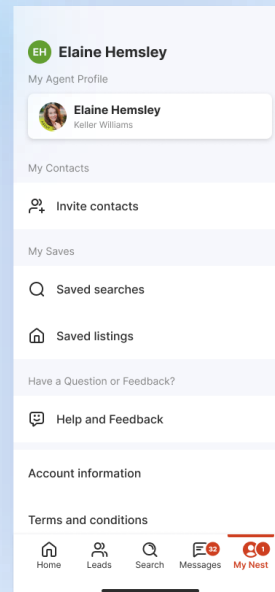
- A** Home is your Agent Dashboard.
- B** View/manage your leads.
- C** View your listings or search listings.



- D** Message and share listings with your leads in Messages.



- E** View your agent profile, account information, save searches, and listings in the My Nest tab.



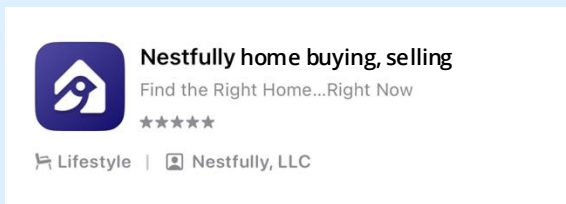
How to download app

On an iPhone:

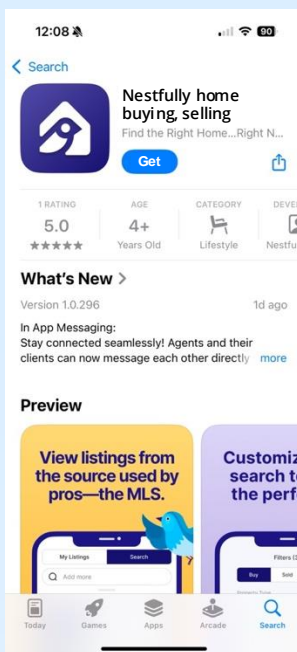
- A** If you are on an iPhone, navigate to the App Store app.



- B** Search for “Nestfully” and tap on the app.



- C** Tap “Get” to download to your phone.




On an Android:

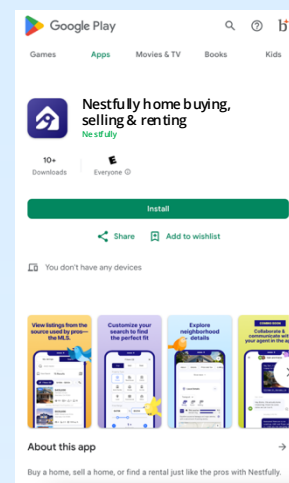
- A** If you are on an Android, navigate to the Google Play Store app.



- B** Search for “Nestfully” and tap on the app.

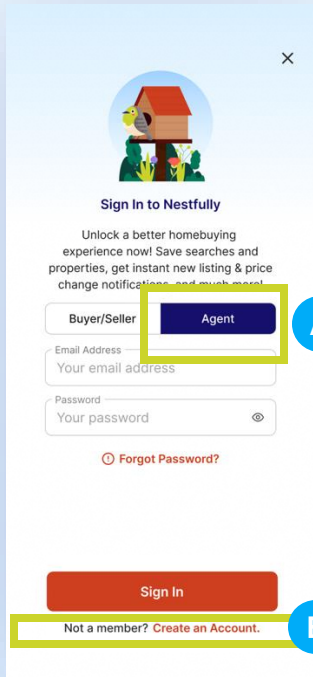


- C** Tap “Install” to download to your phone.



Create an agent account

To create an agent account, tap “Create an Account” then pick your MLS and insert your MLS ID number.



Sign In to Nestfully

Unlock a better homebuying experience now! Save searches and properties, get instant new listing & price change notifications, and much more!

Buyer/Seller **Agent**

Email Address
Your email address

Password
Your password

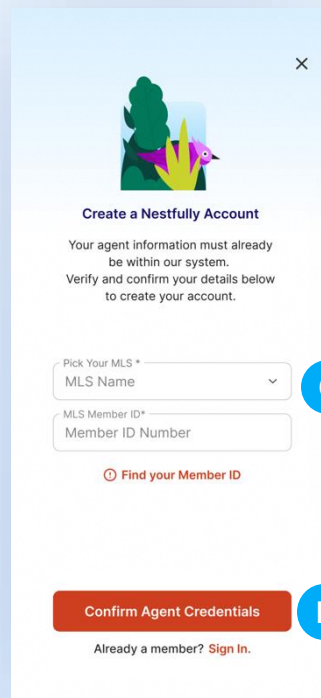
[Forgot Password?](#)

Sign In

Not a member? [Create an Account.](#)

A Select “Agent”

B Tap “Create an Account”



Create a Nestfully Account

Your agent information must already be within our system. Verify and confirm your details below to create your account.

Pick Your MLS *
MLS Name

MLS Member ID*
Member ID Number

[Find your Member ID](#)

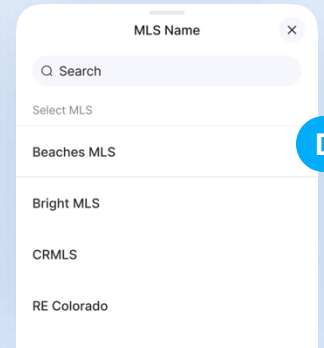
Confirm Agent Credentials

Already a member? [Sign In.](#)

C

E

Pick your MLS Name and input your MLS Member ID Number



MLS Name

Q Search

Select MLS

Beaches MLS

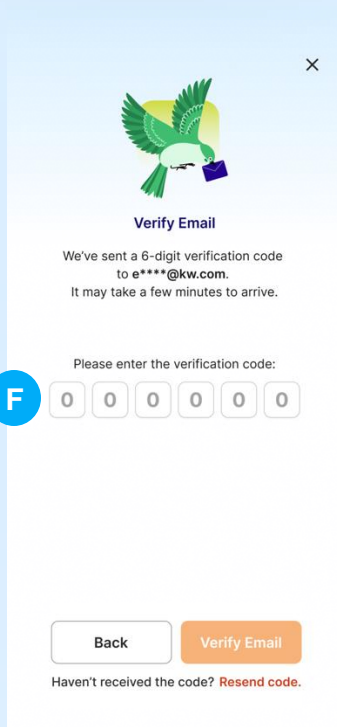
Bright MLS

CRMLS

RE Colorado

D

Tap the Confirm Agent Credentials button to create your account



Verify Email

We've sent a 6-digit verification code to e****@kw.com. It may take a few minutes to arrive.

Please enter the verification code:

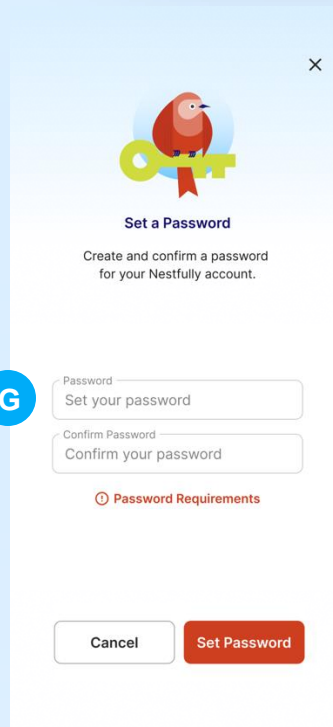
0 0 0 0 0 0

Back Verify Email

Haven't received the code? [Resend code.](#)

F

Input the verification code that will be sent to your default agent email account tied to your MLS records



Set a Password

Create and confirm a password for your Nestfully account.

Password
Set your password

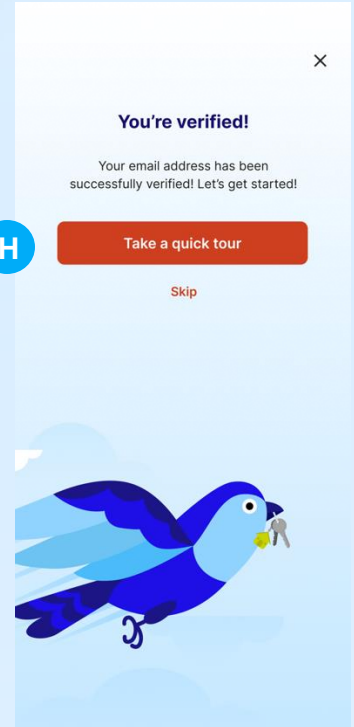
Confirm Password
Confirm your password

[Password Requirements](#)

Cancel Set Password

G

Create a password that meets security requirements



You're verified!

Your email address has been successfully verified! Let's get started!

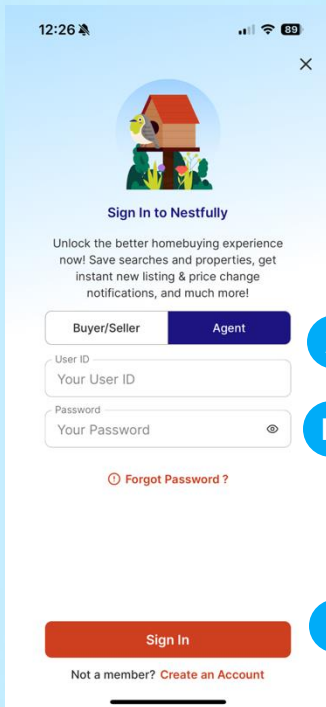
Take a quick tour

Skip

H

Tap to take a quick tour to get started!

Sign in



12:26 89

Sign In to Nestfully

Unlock the better homebuying experience now! Save searches and properties, get instant new listing & price change notifications, and much more!

Buyer/Seller Agent

User ID
Your User ID

Password
Your Password

Forgot Password?

Sign In

Not a member? Create an Account

A

Select "Agent" to sign into your agent account

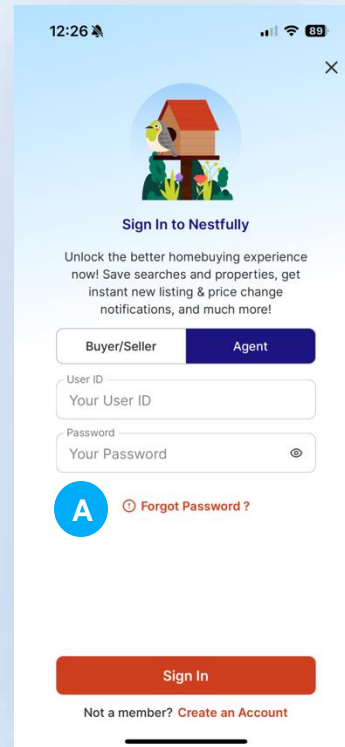
B

Enter your user ID and password

C

Tap "Sign In"

Reset password



12:26 89

Sign In to Nestfully

Unlock the better homebuying experience now! Save searches and properties, get instant new listing & price change notifications, and much more!

Buyer/Seller Agent

User ID
Your User ID

Password
Your Password

Forgot Password?

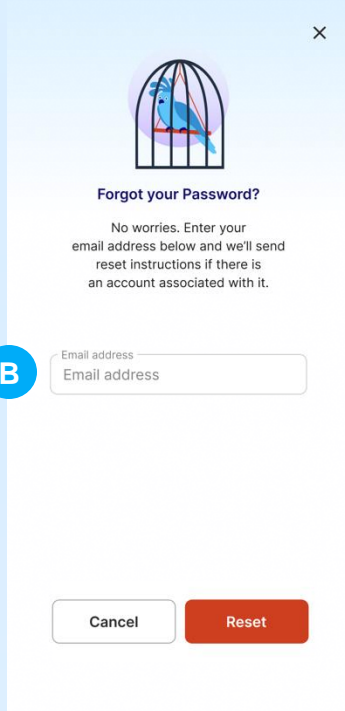
Sign In

Not a member? Create an Account

A

Forgot Password?

Tap "Forgot Password" to reset your password



Forgot your Password?

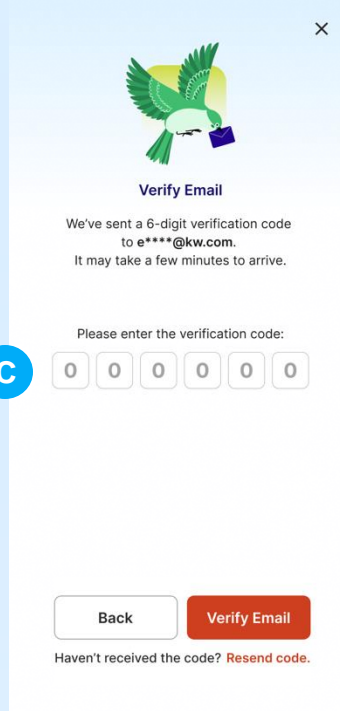
No worries. Enter your email address below and we'll send reset instructions if there is an account associated with it.

Email address
Email address

Cancel Reset

B

Enter the email that you used to create your agent account and tap "Reset"



Verify Email

We've sent a 6-digit verification code to e*****@kw.com. It may take a few minutes to arrive.

Please enter the verification code:

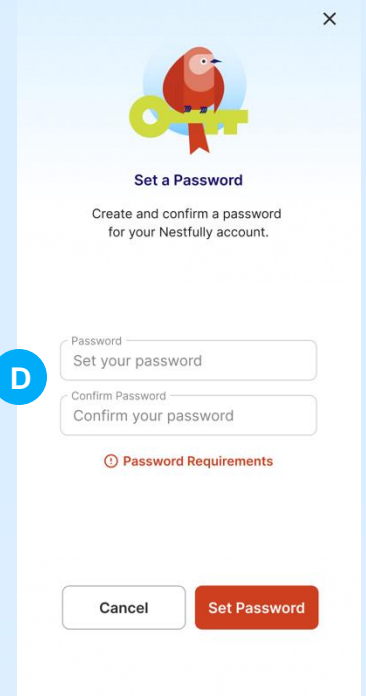
0 0 0 0 0 0

Back Verify Email

Haven't received the code? Resend code.

C

Enter the numerical verification code that will be sent to your email and tap "Verify Email"



Set a Password

Create and confirm a password for your Nestfully account.

Password
Set your password

Confirm Password
Confirm your password

Password Requirements

Cancel Set Password

D

Enter a new password and tap "Set Password"

Agent Dashboard

This is your homepage to manage your leads. You can view leads stats, access your active leads, and see your listings.

Access your listings here and get a quick snapshot of views, shares and saves

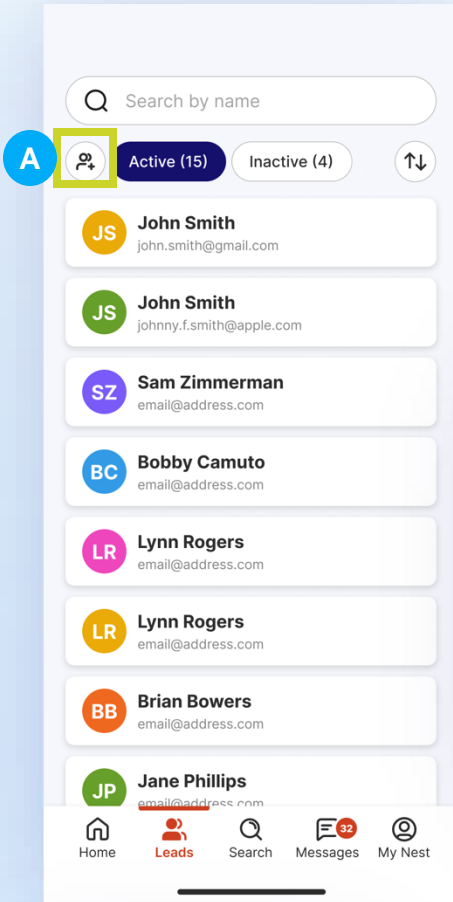
Tap the "Home" Icon to view your agent dashboard at anytime.


The dashboard features a dark blue header with '32 Total Leads'. To the right, two white cards show '4 New Requests' (with a blue 'A' badge) and '12 Active Leads'. Below these are two buttons: 'My Listings (4)' (with a blue 'B' badge) and 'New Listings (13)' (with a blue 'C' badge). The 'My Listings' section is titled 'My Listings (4)' with a 'VIEW ALL' link. It contains three property cards: 1. 'NEW' listing at 123 Main Street, Glendale, CA 91203, priced at \$455,000, with 3 bedrooms, 2.5 bathrooms, and 1200 sq. ft. by Washington Fine Properties, LLC. 2. 'FOR SALE' listing at 456 Main Street, Glendale, CA 91206, priced at \$525,000, with 2 bedrooms, 2.5 bathrooms, and 1200 sq. ft. 3. 'CONTINGENT' listing at 4500 Central Ave, Glendale, CA 91203, priced at \$513,000, with 3 bedrooms, 2.5 bathrooms, and 1200 sq. ft. At the bottom is a navigation bar with icons for Home (with a blue 'D' badge), Leads, Listings, Messages (with a red '6' badge), and My Nest.

Requests come from your contacts who are reaching out to learn more about listings

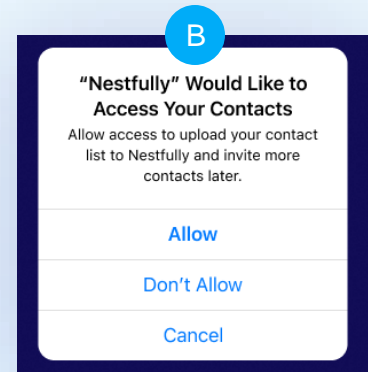
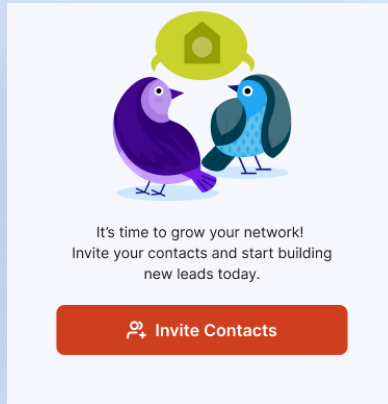
View new listings on the market

Invite contacts

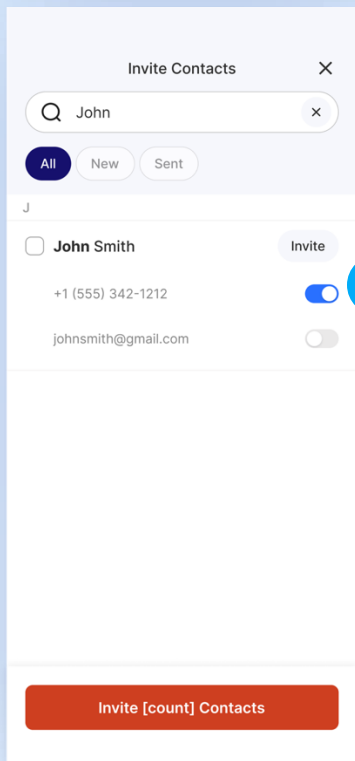


Under the Leads tab, tap the  icon to invite a new lead to the app


If you've never invited a lead, you can tap "Invite Contacts" to get started



Invite leads directly from your phone by allowing access to contacts



Toggle the phone number or email address under your lead's contact information to send an invitation via text or email

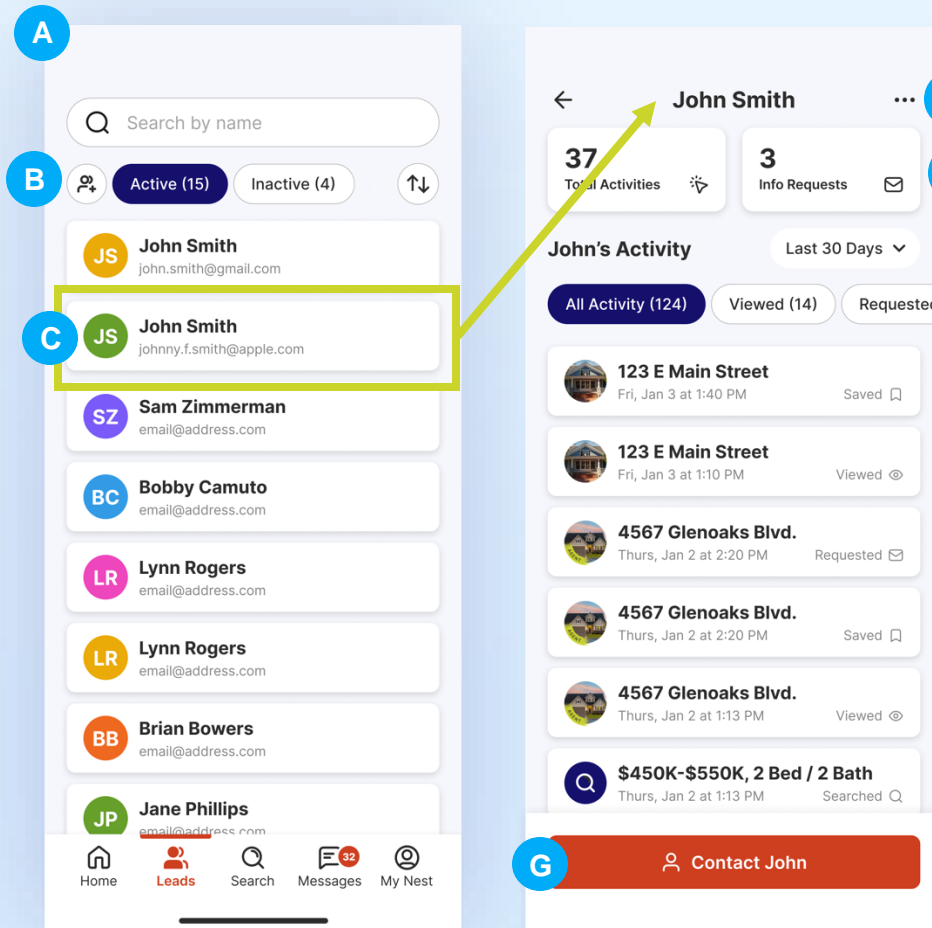


Your lead will receive an invitation with a code they can use to log in – this will connect them to you in the app

Manage your leads

The Leads tab lists all the consumers that have connected with you

Tap on a name to view your lead's profile



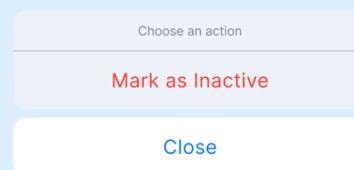
This is a summary of your lead's app activity

This is a feed of your lead's app activity – listings and searches they've viewed, shared, saved, rated, and requested more information on

B The "Active" tab shows leads have accepted your invite to be their agent in the app

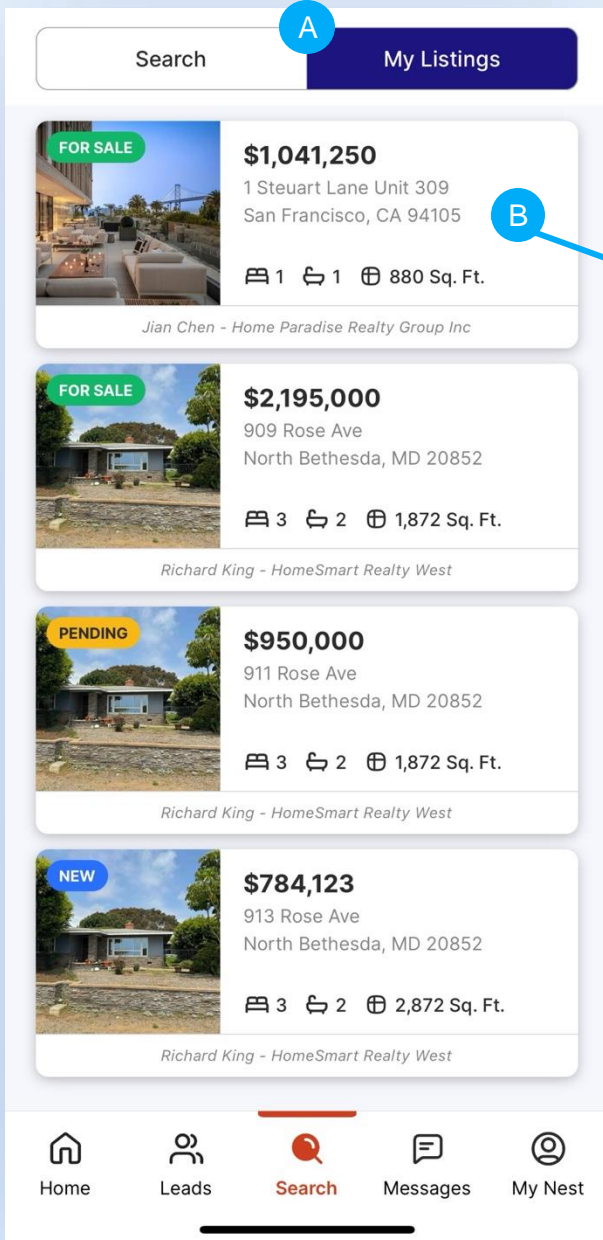
The "Inactive" tab shows leads that you've invited to connect, but have not accepted your invitation yet

D Tap "... " to mark a lead as "inactive"



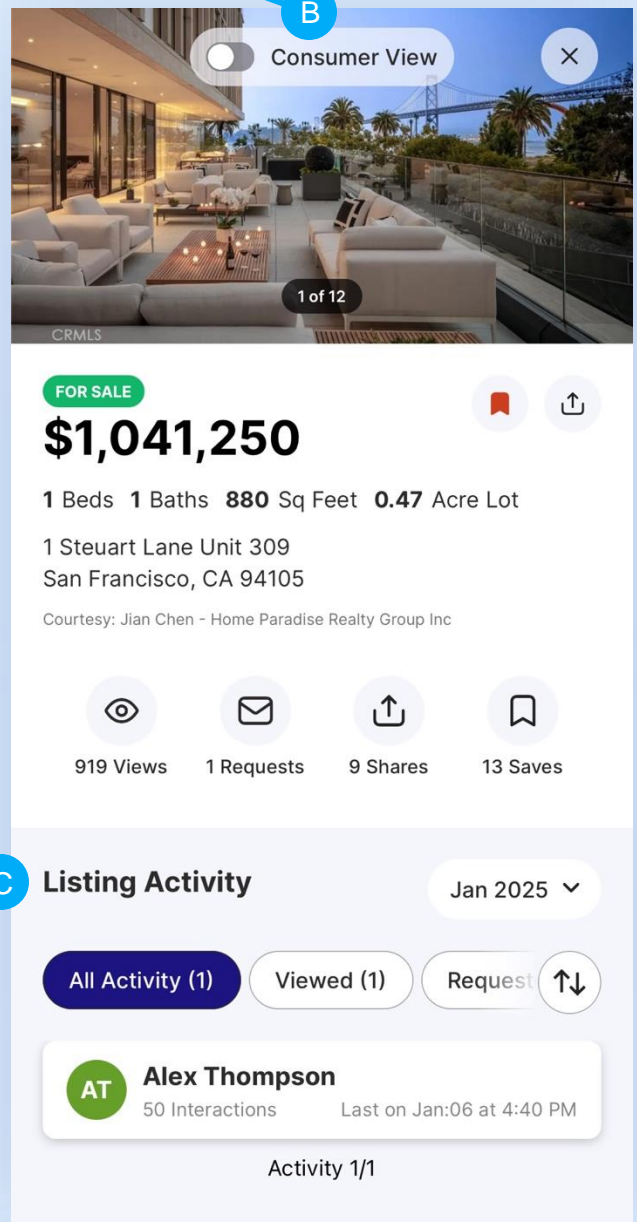
G Tap the "Contact" button to easily connect with your client via

My listings



In the Search tab, you can toggle between your listings and all listings (search) – My Listings allow you to quickly scroll through your listings

Tap on your listing to view the listing information – you can toggle on consumer view to see the public listing display



Listing Activity allows you to track agent and consumer activity:

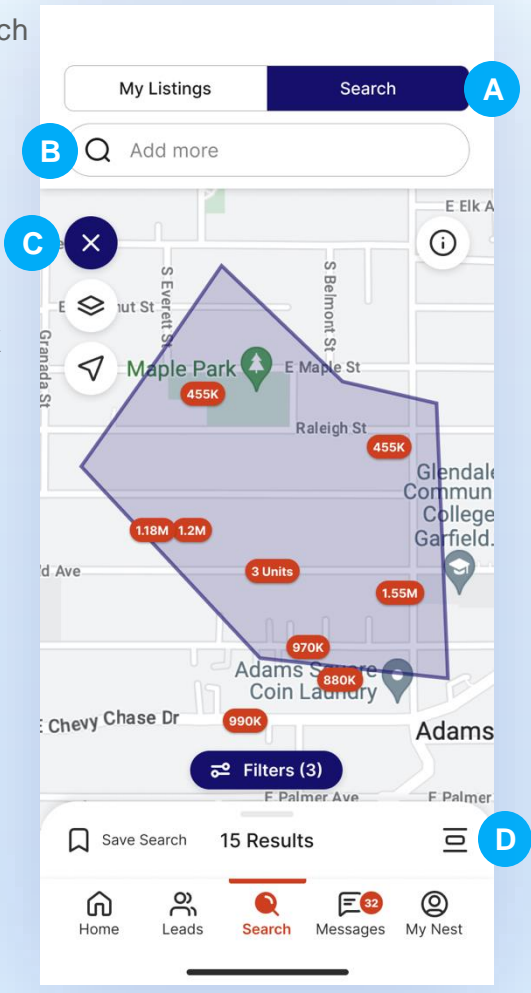
- Views
- Requests
- Shares
- Saves

Map view

Toggle to Search at the top to search MLS listings

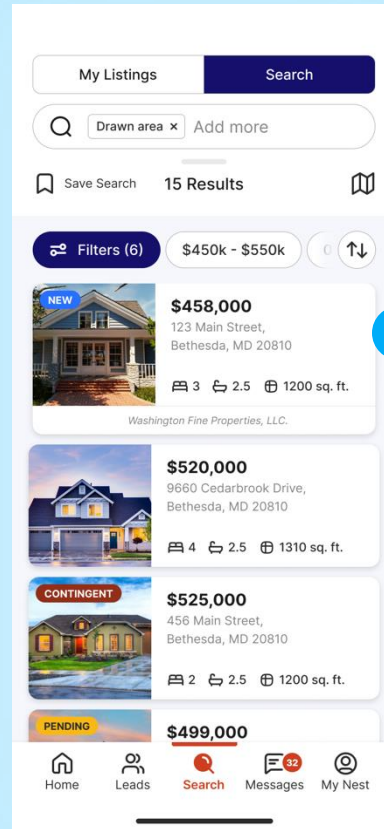
Tap on the pencil to draw your search area, and tap X to remove

Tap the list icon to switch to List View

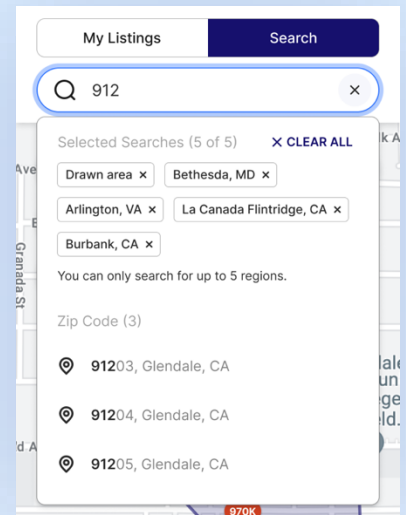
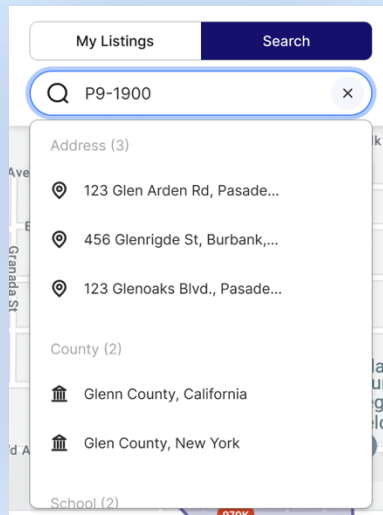
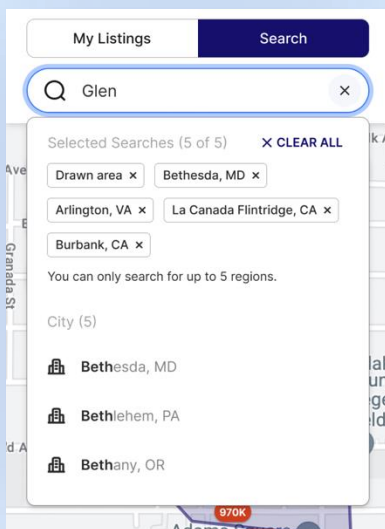


List View

In List View, you can scroll up and down through the MLS listing cards

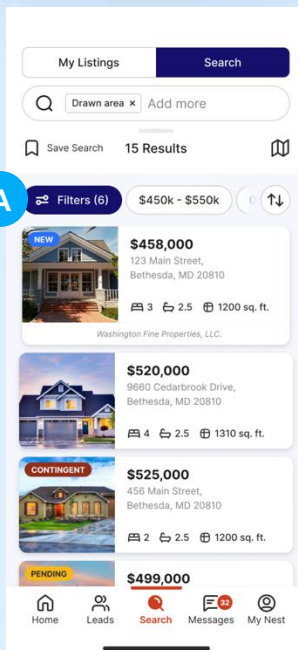
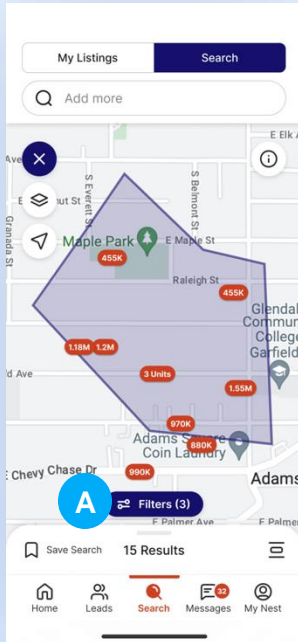


B Use the search bar to search by region, MLS ID #, or Zip Code.

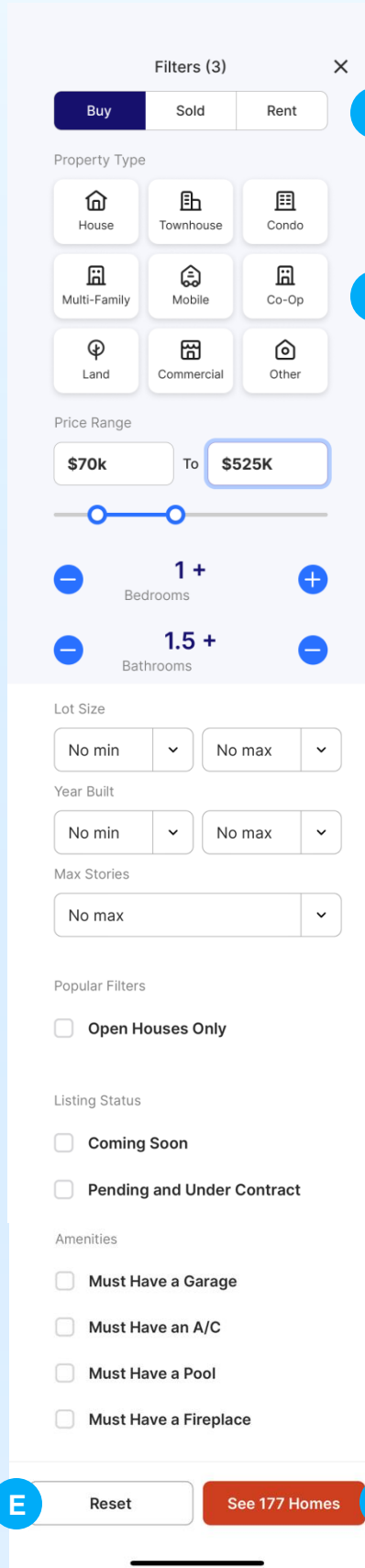


Search filters

A Use the filter menu to narrow down your searches for more accuracy. You can find it in the top right corner and concentrate your search.



Tap “Reset” to remove all filters

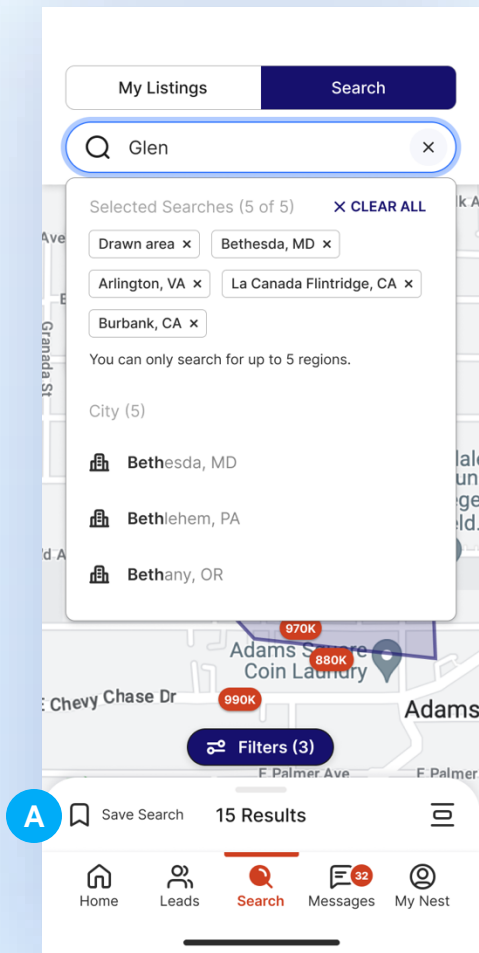


B Filter by listings that are for sale, recently sold, or available for rent

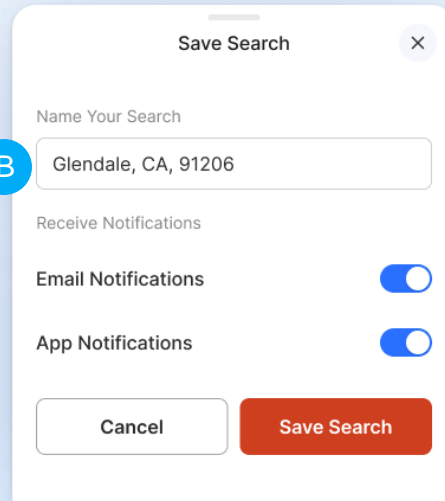
C Scroll down the list and tap any filters you'd like to add to your current search

When you're finished, tap “See Homes”

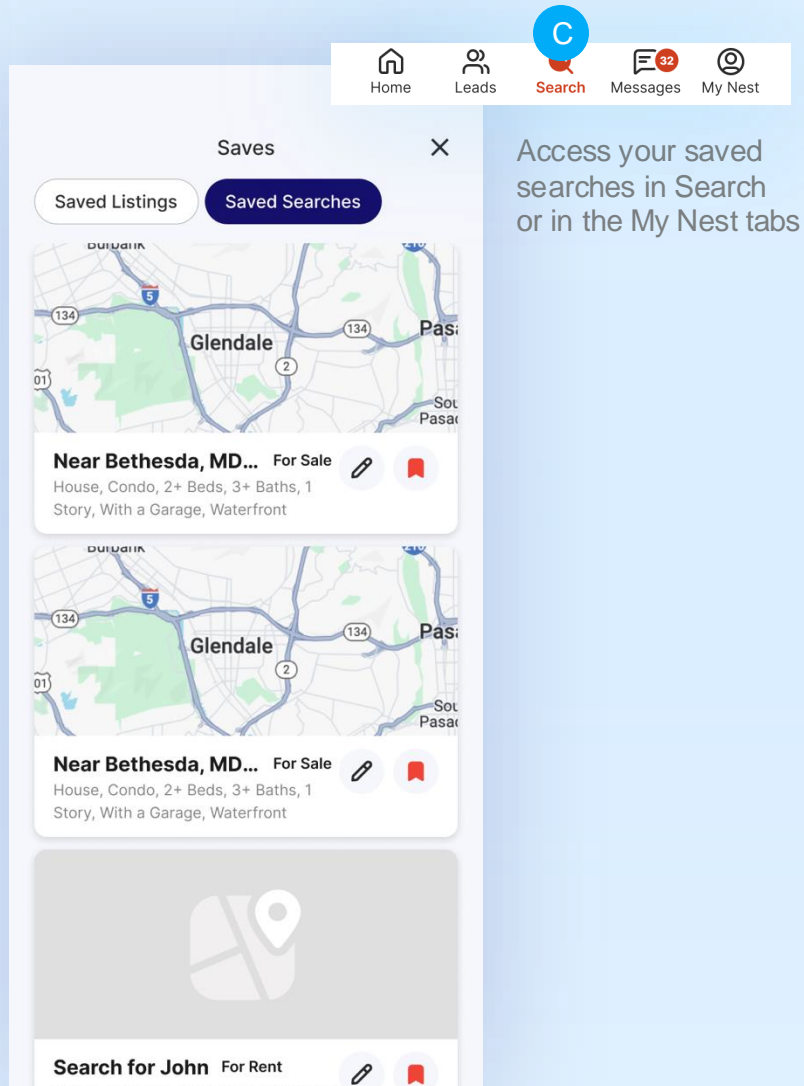
Save search



Use the “Save Search” icon in the Search tab to save your most common and important searches



Name your saved searches and apply email and app notifications to keep up-to-date on any market activity



Access your saved searches in Search or in the My Nest tabs

Listing details

A Data-driven property details directly from the MLS:

- Sale Price, Listing Status
- About
- Request a Tour
- Property Details
- Open Houses
- Price and Tax History
- Listing Agent
- Nearby Schools
- Local Details
- Local Demographics
- Request Info



FOR SALE

\$455,000 ↑ 12k

Est. \$2,900 / Mo

3 Beds 2 Baths 1,650 Sq Feet 0.16 Acre Lot

123 Main Street, Glendale, CA 91203

[Map](#)

Courtesy: Seattle Homes, Inc.

- About
- Details
- Price and Tax
- Listing

2 days on market Built in **1982**

253 Views Last Sold in **1995**

\$750 / Sq. Ft. **Single Family Home**

MLS# RX-10805685

Enjoy the lakeside lifestyle with this beautiful 3 bedroom + den and 2.5 bathroom lakefront home located in TownPark at Tradition. Beautiful upgrades and features throughout including: complete impact glass and doors, upgraded light fixtures, upgraded tile

Show more ▾

Request a Tour

In-Person Live Video

Property Details

MLS# GD24051206

Property Type Single Family, Mediterranean, Traditional

Property Style 1 Story

B Use the 'Saved' ribbon to save the listing

B Use the "share" icon to share the listing via email, text, or in-app message to a lead

Your leads can request a tour from the listing detail page – they can choose an ideal day/time and send you an in-app message request (you'll also get an email notification)

Request a Tour

October

20 21 22 23 24 25 26

9:00 AM - 12:00 PM

12:00 PM - 3:00 PM

3:00 PM - 6:00 PM

Other

Send a Request

New Request on 123 Main Street on the Nestfully App.

Nestfully to me ▾ Dec 6

Nestfully

New Tour Request

Received on Wednesday, January 4 at 1:13 PM

Type: In-Person Date: Jan 12, 3pm-5pm

From: John Smith

Email: john.smith@gmail.com

Phone: +1 (555) 342-1212

Property Address: 123 Main Street, Glendale, CA

Message: Hey Elaine, I would like to do an In-Person tour of 123 Main Street on October 23rd anytime between 9:00 AM - 12:00 PM. What's your availability like?

See the Requests

Download for your device Get Nestfully App

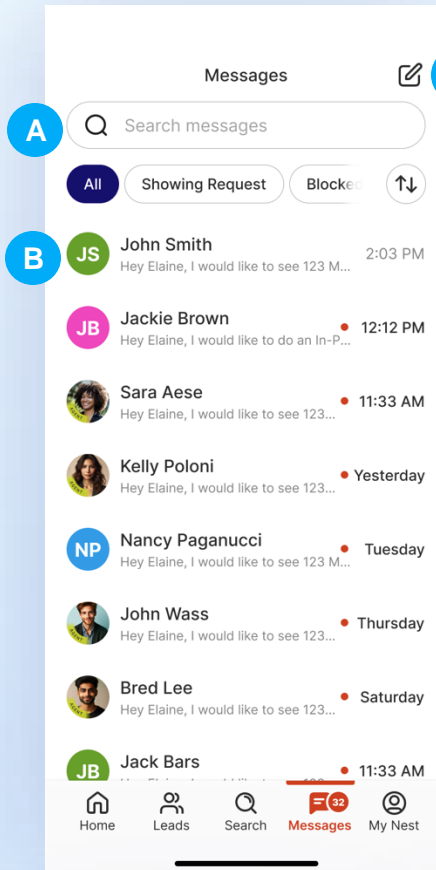
© Nestfully 2024.

In-app messaging

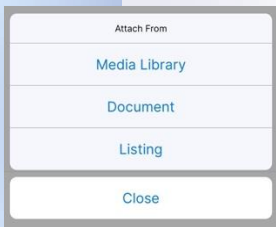
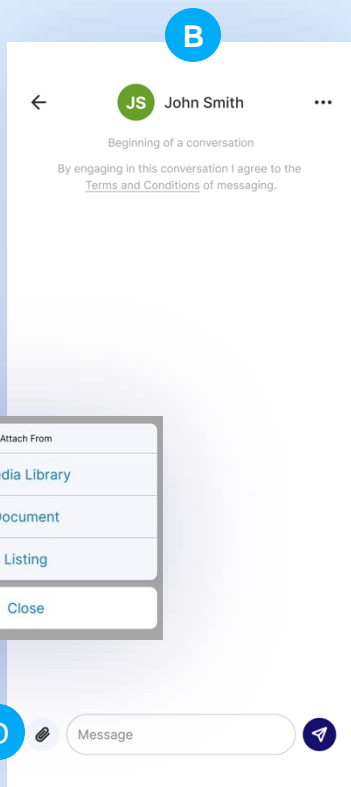
Your in-app messaging can be found under the Messages tab.

Use the message search bar to find one of your leads

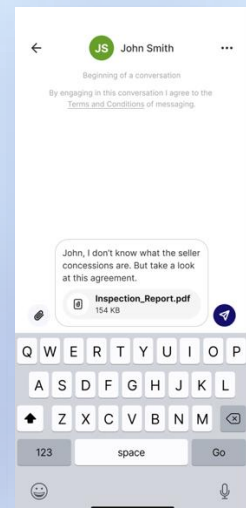
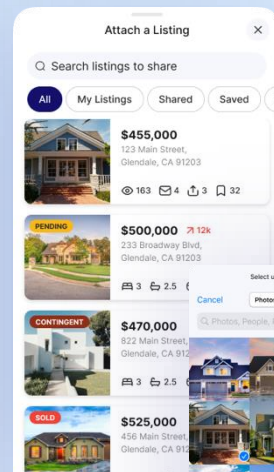
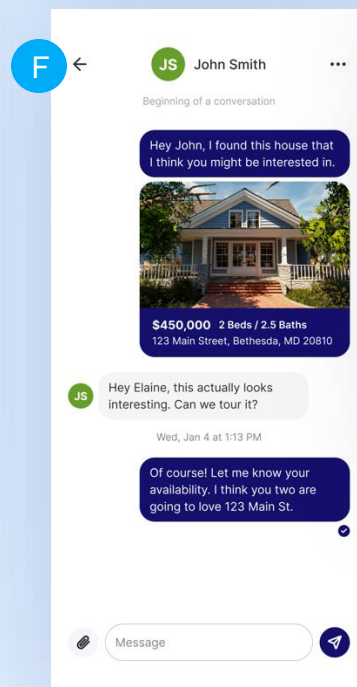
Tap on the lead to open up an existing message thread



Use the "Send a Message" icon to start a new message

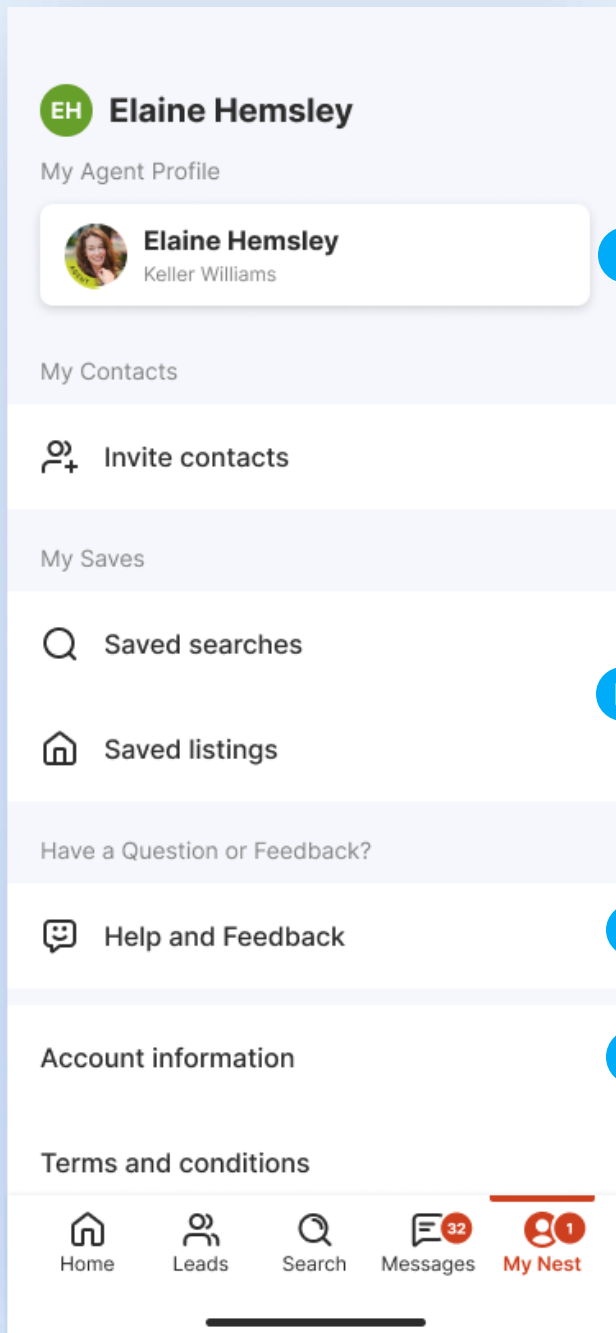


Tap the "Attachment" icon to send photos, videos, documents, and listings



Seamlessly communicate within the app!

My Nest settings



A This is how you show up for your leads – need to edit? Reach out to your MLS (this information is tied directly to your MLS account, including your photo).

B Access your saved searches and listings.

C Tap Help and Feedback to access help materials submit a support ticket.

D View your agent details under Account Information. Your information is directly tied to your MLS.

Your account information on Nestfully is synced with the information you have with your MLS or broker.

Reach out to your broker admin or MLS representative to make changes to your account.

Those changes will automatically sync to Nestfully.

