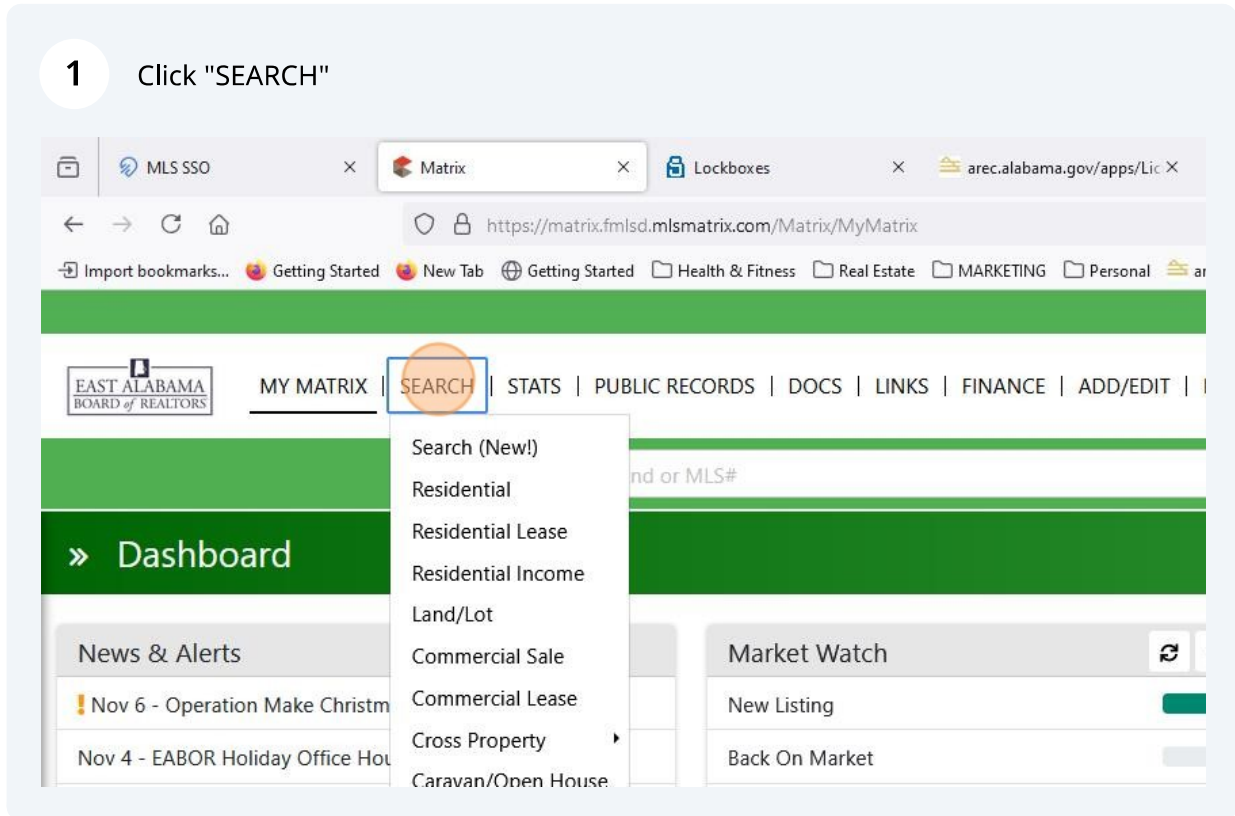


Listing Search By Agent



1 Click "SEARCH"



2 Click "Residential Sales" (or other applicable property type)

The screenshot shows the East Alabama Board of Realtors search interface. At the top, there are navigation tabs: "MY MATRIX", "SEARCH", "STATS", "PUBLIC RECORDS", "DOCS", "LINKS", "FINANCE", and "ADD/EDIT". The "SEARCH" tab is active, and a search bar is present with the placeholder text "Search (New!)". Below the search bar, there are several property type categories: "Residential", "Residential Lease", and "Residential Income". Each category has a sub-menu. The "Residential" category is expanded, and the "Residential Sales" option is highlighted with an orange circle. Other options in the "Residential" sub-menu include "Residential Income", "Land/Lot", "Commercial Sale", "Commercial Lease", "Cross Property", and "Caravan/Open House".

3 Click "Add/Remove"

The screenshot shows the search results page. At the top, there is a "Remarks" section with two input fields: "Public Remarks- Consumer View:" and "Private Remarks- Members Only:". Below the remarks section, there are buttons for "Clear", "300 matches", "Map", and "Results". The "Additional Fields" section is visible, and the "Add/Remove" link is highlighted with an orange circle. A dropdown menu is open, showing a list of property types: "None", "Airplane Hangar", "Barn(s)", "Boat House", "Cabana", "Carriage House", "Garage(s)", "Gazebo", and "Greenhouse".

4 Click "List Agent Full Name"

Enter Shortland or MLS#

Frequently Used Fields

These are the frequently used search fields; you can add them to your search page to create customized searches.

Available Fields		Selected Fields
Landlot		Other Structures
Laundry Features		List, Co-List, or Sell Agent
Levels/Stories		Acreage Source
List Agent Full Name		List Office Name
List Agent ID		Tax ID
List Office Code	Add ->	Current Price/SqFt
List Office Name	Remove <-	Pool Features
List Price		Pool Private
List Source Vendor		
List, Co-List, or Sell Agent		
Listing Contract Date		
Lock Box Type		

Search:

Move Up

Move Down

Back

5 Click "Add ->"

Frequently Used Fields

These are the frequently used search fields; you can add them to your search page to create customized searches.

Available Fields		Selected Fields
Landlot		Other Structures
Laundry Features		List, Co-List, or Sell Agent
Levels/Stories		Acreage Source
List Agent Full Name	Add ->	List Office Name
List Agent ID	Remove <-	Tax ID
List Office Code		Current Price/SqFt
List Office Name		Pool Features
List Price		Pool Private
List Source Vendor		
List, Co-List, or Sell Agent		
Listing Contract Date		
Lock Box Type		

Search:


Move Up

Move Down

Back

6 Click "Back"


List Office Name	Add -> Remove <-	Acreage Source	Move Up Move Down
List Price		List Office Name	
List Source Vendor		Tax ID	
List, Co-List, or Sell Agent		Current Price/SqFt	
Listing Contract Date		Pool Features	
Lock Box Type		Pool Private	
Lot		List Agent Full Name	
Lot Features			
Lot Size Dimensions			
Search: <input type="text"/>			




Accuracy of all information deemed reliable but not guaranteed

7 Scroll to the bottom of the search table to find the added field

Pool Features	Amenity	
	Lap	
	Pool Cover	
	Pool/Spa Combo	
	Private	
	Salt Water	
	Screen Enclosure	
	Solar Heat	
	Tile	
	Vinyl	
	<input type="radio"/> And <input checked="" type="radio"/> Or <input type="radio"/> Not	
Pool Private	<input type="text"/>	
List Agent Full Name	<input type="text"/>	



Matrix[™] Accuracy of all information deemed reliable but not guaranteed
Matrix v12.4. Copyright © 2024 Core

54°F Sunny 

8

Search by partial name using an asterisk wild card search to indicate missing information or search by full name

The screenshot shows the Matrix software interface. On the left, there are search filters: 'Pool Features' (with a dropdown menu open showing options like Lap, Pool Cover, Pool/Spa Combo, Private, Salt Water, Screen Enclosure, Solar Heat, Tile, Vinyl) and 'Pool Private' (with radio buttons for And, Or, and Not, where 'Or' is selected). Below these is a search input field labeled 'List Agent Full Name' containing the text '*Colbert'. The Matrix logo is visible in the background. At the bottom, there is a system tray showing the weather (54°F Sunny) and a search bar.

9

Search by partial name using an asterisk wild card search to indicate missing information or search by full name

The screenshot shows the Matrix software interface. On the left, there are search filters: 'Pool Features' (with a dropdown menu open showing options like Lap, Pool Cover, Pool/Spa Combo, Private, Salt Water, Screen Enclosure, Solar Heat, Tile, Vinyl) and 'Pool Private' (with radio buttons for And, Or, and Not, where 'Or' is selected). Below these is a search input field labeled 'List Agent Full Name' containing the text 'Amber*'. The Matrix logo is visible in the background. At the bottom, there is a system tray showing the weather (54°F Sunny) and a search bar.

10

Search by partial name using an asterisk wild card search to indicate missing information or search by full name

Pool Features

Apply

- Lap
- Pool Cover
- Pool/Spa Combo
- Private
- Salt Water
- Screen Enclosure
- Solar Heat
- Tile
- Vinyl

And Or Not

Pool Private

List Agent Full Name

Amber Colbert

Matrix™

Accuracy of all information deemed reliable but not guaranteed
Matrix v12.4. Copyright © 2024 Core

54°F
Sunny



Search

